

Volkswagen Transporter

Wheelchair Accessible Vehicle

When Volkswagen designed the Transporter some 65 years ago, they succeeded in capturing both the imagination and needs of their customers. The wheelchair accessible Volkswagen Transporter from Versa takes all the attributes a customer loves and extends them seamlessly into the wheelchair accessible aspects of the vehicle. It is our aim throughout to produce a conversion that is both practical and stylish, with an attention to detail that provides the same high-quality look and feel throughout the vehicle.



Nationwide
Service



High Quality
Conversions



Friendly and
Experienced Team



Customer
Aftercare

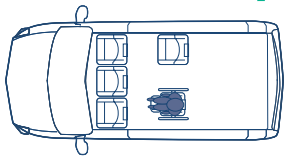
Mobility experts you can trust

Volkswagen Transporter WAV

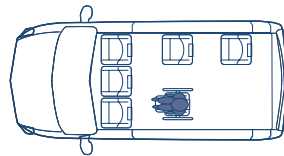
The Short Wheelbase Wheelchair Accessible Volkswagen Transporter by Versa can accommodate the wheelchair user and up to seven seated passengers (including the driver); there is also the option of up to nine seated passengers when the wheelchair user isn't travelling. A long wheelbase version is also available where more space is required or to accommodate a second wheelchair position. Twin sliding doors are available as an optional extra from Volkswagen to allow for ease of passenger access. Wheelchair access is via an electric lift to the rear of the vehicle, which can be substituted with a manual ramp if preferred. Choose from automatic or manual transmission to suit your requirements.

The Volkswagen Transporter is perhaps our most customisable and desirable model. With over 60 years' experience in designing the perfect Transporter for all occasions, Volkswagen have made available almost any option desired to make your vehicle personal to you. Features include Bluetooth, AUX and USB connectivity, DAB radio, electric front windows & powered door mirrors and hill hold assist.

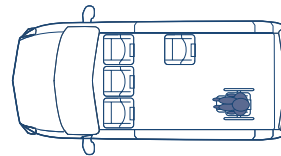
Vehicle Layouts



Standard conversion includes one seat in the rear and one wheelchair position.



Popular upgrade is to add one additional rear seat.



Alternative wheelchair position.

The Volkswagen Transporter comes as standard with a double front passenger seat, which can be swapped for a single front seat as a No Cost Option from Volkswagen. In the rear, using our standard conversion methods, one or two rear seats can be fitted with space for either one or two wheelchair positions. Using a Smartfloor™ system, it is possible to accommodate up to seven seated passengers (including the driver) and one wheelchair occupant and up to nine seated passengers if the wheelchair user isn't travelling. All the seats we supply are full size seats, thereby assuring all passengers of the most comfortable ride. Rear seats also have the added options of ISOFix mountings, recline functionality, the ability to be detachable or to tip & fold away when not in use. There are also two possible seating positions for the wheelchair user. Whatever layout and seating requirements you are looking for, the Volkswagen Transporter assures you of multiple options to best suit your requirements.

Top Features

- Fully flat floor
- Lined, sound-proofed and fully carpeted
- Storage box as standard for restraints
- ALI Panorama tail lift offers good rear visibility and 400kg capacity
- OEM headlining and OEM interior trim
- Fully automatic retractable front and rear restraints as standard
- Three point inertia seatbelt for wheelchair user
- Full size rear-seats (with ISOFix points available)
- Metallic paint and air conditioning as standard for Motability customers

Key Statistics

Standard Seating	4 seats + wheelchair
Ramp / lift length	1,400mm
Wheelchair access	Electric tail lift or ramp
Fuel Type	Diesel
Entry height	1,260mm
External height	1,990mm
External length	4,892mm
Standard lift width	747mm
Standard lift length	1,400mm



Call: 0330 108 7348
bristolstreetversa.com